



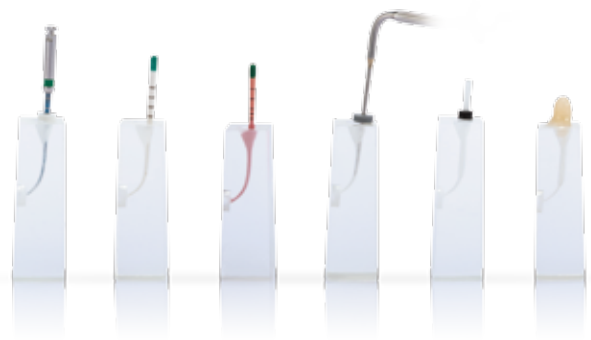
# ***Aurum Pro™***

## *Endodontic NiTi File*



No compromise between flexibility and strength

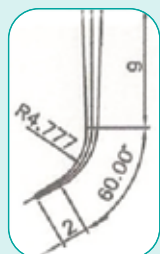
Meta Biomed Endodontics  
**A-Z Endo Solution**





# Flexibility; No Compromise With Strength

- Resistance to cyclic fatigue



Number of cycle to failure  
40°, R 4.777 simulated root canal

Aurum Pro F2  
725 Cycle

ProTaper® Universal\* F2  
280 Cycle

- Resistance to torsional stress (ISO3630-1:2008)

Ultimate torsional strength(N'm)

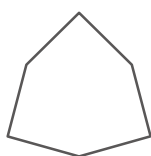
Angle of rotation to failure(°)

Aurum Pro F2  
976.2 N'm, 370°

ProTaper® Universal\* F2  
863.6 N'm, 337°

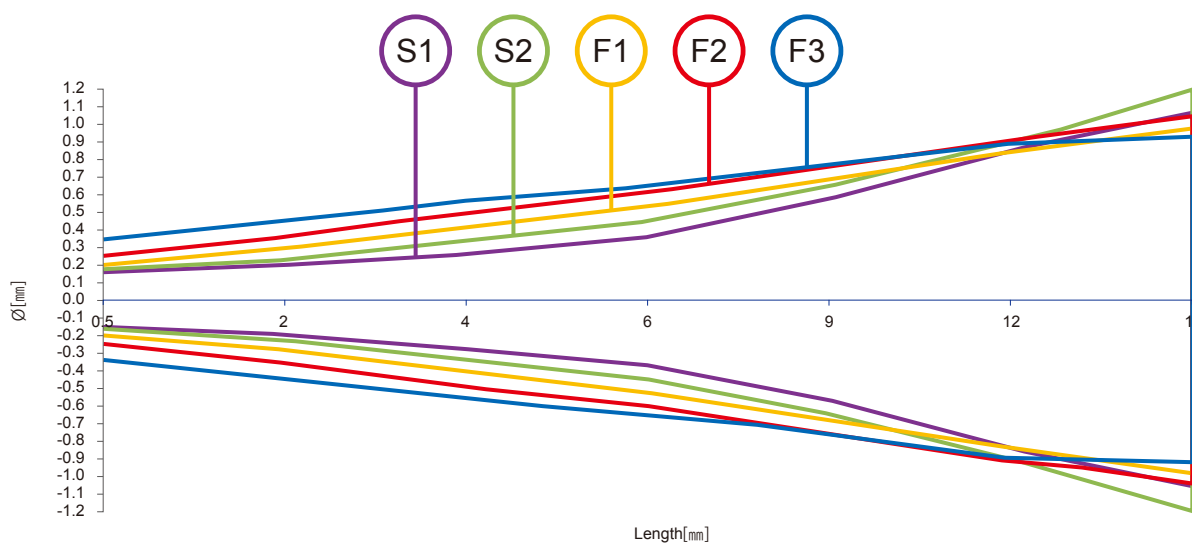
Source: Yonsei University Dental Material Research Center  
\*Not a Metabiomed Trademark

- Convex Triangular Shape



- Resistant to torsional stress while maintaining flexibility

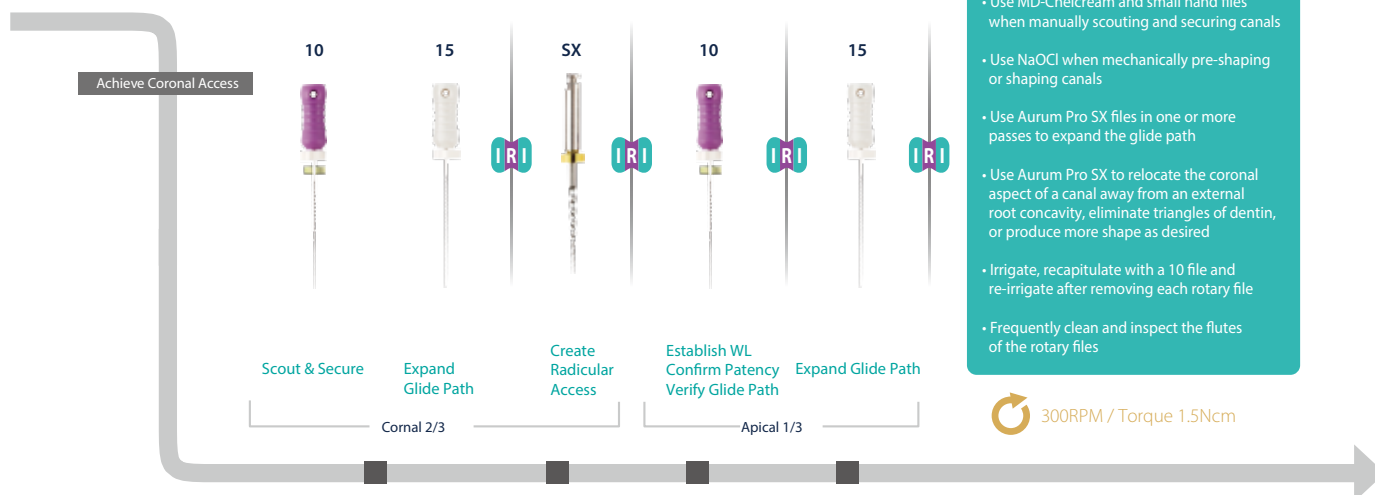
- Variable taper





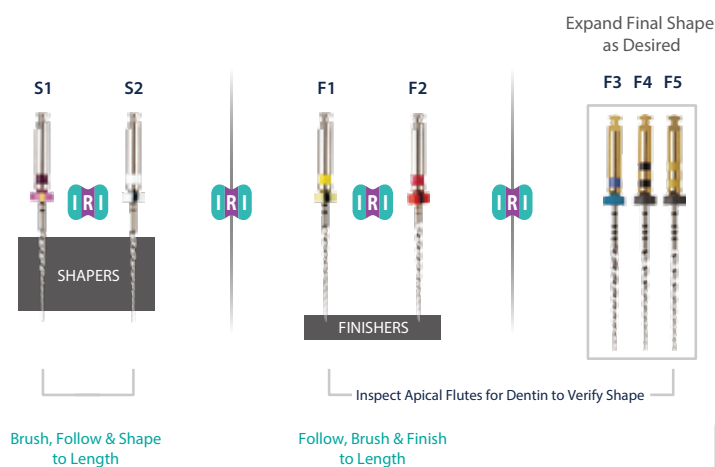
## • Aurum Pro Protocol

### - Access & Glide path



- Use MD-Chelcream and small hand files when manually scouting and securing canals
- Use NaOCl when mechanically pre-shaping or shaping canals
- Use Aurum Pro SX files in one or more passes to expand the glide path
- Use Aurum Pro SX to relocate the coronal aspect of a canal away from an external root concavity, eliminate triangles of dentin, or produce more shape as desired
- Irrigate, recapitulate with a 10 file and re-irrigate after removing each rotary file
- Frequently clean and inspect the flutes of the rotary files

### - SHAPING & FINISHING SEQUENCE



- Use Aurum Pro in regions of the canal that have a confirmed, smooth and reproducible glide path
- Use Aurum Pro in a deliberate brushing motion, on the outstroke, to more optimally prepare canals that exhibit irregular cross-sections and to facilitate apical file progression
- Use any Aurum Pro in one or more passes to safely achieve length

Proceed to Disinfection and 3D Obturation



## • Post op





# Aurum G™

## Securing the path

With increased flexibility and more resistance to cyclic fatigue due to special heat-treatment, Aurum G offers many advantages over manual stainless steel files;

### • Item list

Aurum G : 6pcs/pack							
Contents			21mm		25mm		31mm
Assort Pack (G13 3pcs, G17 3pcs)			O		O		O
G13 (13/.025)			O		O		O
G17 (17/.025)			O		O		O
Aurum Pro : 6pcs/pack							
Contents	19mm		21mm		25mm		31mm
Sequence Pack (SX, S1, S2, F1, F2, F3)			O		O		O
SX (19)	O						
S1 (18.5)			O		O		O
S2 (20)			O		O		O
F1 (20)			O		O		O
F2 (25)			O		O		O
F3 (30)			O		O		O
F4 (40)			O		O		O
F5 (50)			O		O		O
Aurum Pro <i>Gutta Percha Points</i> , <i>Absorbent Paper Points</i> : 60points/dispenser package							
	No-length mark				Length mark		
Asst(F1~F3)	O				O		
F1, F2, F3, F4, F5	O				O		