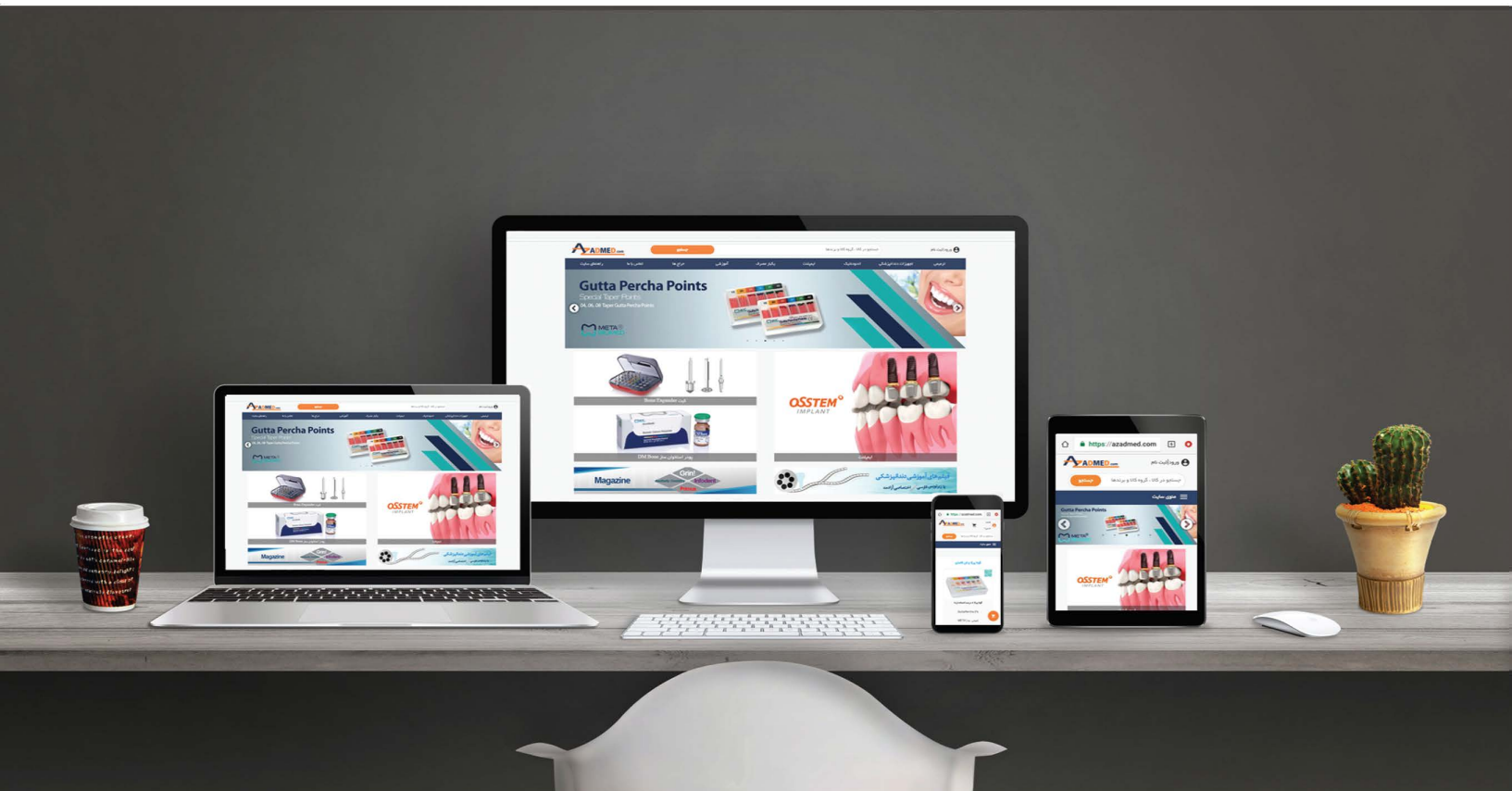




**AZADMED.com**



[www.azadmed.com](http://www.azadmed.com)



 [azaadtejaratpars](https://www.instagram.com/azaadtejaratpars)

 [@azadmed2](https://www.telegram.com/@azadmed2)

 88 98 80 63 - 6

# UB DENTIST

NEWS FROM THE UNIVERSITY AT BUFFALO SCHOOL OF DENTAL MEDICINE **SPRING 2010**

**AZADMED**  
ADMED.com

## ONE DAY & 700 SMILES LATER

**BUFFALO GLEAMS A  
LITTLE BRIGHTER** PAGE 8





It is my pleasure to address readers of UB Dentist directly for the first time. In this inaugural message, I will bring you up to date on two major initiatives now under way at the school.

The first is our extensive preparation, well started before I arrived, for the accreditation review that comes every seven years. The work will culminate with a site visit by a panel of reviewers from the Commission on Dental Accreditation this September.

Our accreditation steering committee, chaired by Joseph Zambon with staff direction by Tabetha Magnuszewski, is amassing and sorting all relevant information into a document for the accrediting body.

For a new dean, this is an ideal way to get to know the school. The self-study requisite for accreditation is our chance to question, assess and evaluate what we're doing. It demands that we step back from our daily obligations and see the school as others will.

Although this effort is organized and led by the steering committee, every faculty member, staff member and student in the school will be involved in the process, one way or another, before or during the accreditation site visit.

Accreditation is a wonderful opportunity for us to show our colleague institutions—and, just as important, ourselves—what a great dental school we have. The picture of the school we're creating is a collage of everyone's effort and I'm very appreciative of the hard work supporting this endeavor.

The second major initiative we've begun is a strategic planning process, which, again, will involve all faculty, staff and students.

The planning process gives us another opportunity, in parallel with the accreditation review, to assess critically what we're doing in the school, to focus and strengthen our mission and to evaluate our vision.

And while this strategic planning effort will eventually produce a roadmap for work to come, I believe the process itself is as important as the outcome. All of us—everyone in the school, our alumni and friends—will be engaged together to set and then work to realize common goals that will make this great school even stronger.

Finally, on a personal note, I want to tell you how deeply I appreciate the kindness, friendliness and support I've received in my first months in Buffalo from faculty, staff and students in the school and from alumni as well. I'm looking forward to working with all of you on the next chapter of this impressive story.



Michael Glick, DMD

FROM  
THE

DEAN



**On the cover:** Preschoolers brought their own smiles to the Teddy Bear Clinic during Give Kids a Smile Day.

PHOTO: MARK MULVILLE

# IN THIS ISSUE

SPRING 2010

## UBDENTIST

News from the University at Buffalo School of Dental Medicine

UB Dentist is published quarterly by the School of Dental Medicine; produced by the Newsletters Unit of the Office of University Communications, Division of External Affairs.

Spring 2010 | 09-DEN-005

[www.sdm.buffalo.edu](http://www.sdm.buffalo.edu)

### SDM EDITORIAL GROUP

Pamela C. Jones, PhD  
*Assistant Dean  
School of Dental Medicine*

Marilyn I. Sulzbach  
*Executive Secretary  
UB Dental Alumni Association*

### UNIVERSITY COMMUNICATIONS

Judson Mead  
*Newsletters Coordinator*

Lauren Newkirk Maynard  
*Newsletters Editor*

Cynthia Todd-Flick  
*Production Coordinator*

Rebecca Farnham  
*Art Director and Designer*

Office of the Dean  
325 Squire Hall  
Buffalo NY 14214-8006  
(716) 829-2836  
[pcjones@buffalo.edu](mailto:pcjones@buffalo.edu)

UB Dental Alumni Association  
337 Squire Hall  
Buffalo NY 14214-8006  
800-756-0328, ext. 2  
(716) 829-2061  
Fax: (716) 829-3609  
[msulzbac@buffalo.edu](mailto:msulzbac@buffalo.edu)  
[www.ubdentalalumni.org](http://www.ubdentalalumni.org)



# 4

### NEWS BRIEFS

Preclinical upgrade. Flood relief. Buchanan takes post in Nevada. OKU inductees.



# 11

### UNDERGRAD VOLUNTEERS

UB's Pre-Dental Association applies itself.



# 16

### CURRICULUM MATTERS

A conversation with Donald Antonson.

### 8 KIDS GET THEIR SMILES

Scenes from the busiest day of the year

### 13 BUILDING THE SCHOOL

Russell Nisengard, '66, on the need for private support

### 14 RESEARCH REPORT

Students and faculty work on the national stage

### 17 ALUMNI PROFILE

William Calnon, '78, runs for president of the ADA

### 18 CE FROM THE SOURCE

UB's continuing dental education program, near and far

### 22 CLASSNOTES

**UB** School of Dental Medicine

University at Buffalo The State University of New York

Publication of UB Dentist is made possible by the generous support of the University at Buffalo Dental Alumni Association.

# NewsBriefs



to Don Antonson, associate chair of restorative dentistry and interim dean of academic affairs.

Budget constraints scuttled chances for a dedicated pre-clinical simulation space. But

BARBORA HNIZDA UPSTAIRS IN THE CLINIC WITH EVERYTHING BUT A PATIENT. ◀ JAKE WILDING IN THE PRECLINICAL LAB DOWNSTAIRS ▶

Using water on a typodont enclosed by rubber cheeks, with a more life-like range of opening mounted on an operatory, is different from learning at the bench. The conditions add some difficulty, but Antonson says that it is better to work through those earlier rather than later.

If there were funds, Antonson would add an instructor desk with telestration that could be delivered to the screens attached to each operatory. As it is, he's proud that the school has created most of what it wanted for preclinical simulation at lower cost.

One expense the school did incur, at least for the first year of operation, was for lifelike pliable cheeks—Antonson refers to them as rubber chickens—students use in the new simulation regime. Putting these items on the student-purchase supply list would have delayed the move by two years.

Before the preclinical student dentists arrive for their stint in the clinic, technicians have mounted posts on 90 operatories. When the day's session is completed, students break down the posts and return the operatories to pristine condition and position—as Antonson says, "military fashion." He insists that they be perfect guests.

Their messy procedures are still confined to the preclinical lab in the basement of Squire. So at least for now, future alumni will still see B-28 in their dreams.



## Movin' on up

Preclinical training gets real

Since the School of Dental Medicine moved to Squire Hall in 1984, first- and second-year student dentists have learned psychomotor activities of operative dentistry and fixed prosthodontics at the benches of the pre-clinical lab in the basement. A quarter-century of alumni will well remember Room B-28.

In January, some of that learning moved upstairs into the clinics. The change gives students 5-6 hours a week of preclinical education in a setting more closely coordinated with clinical dentistry, working on typodonts affixed to dental chairs.

During bench activities, students sit facing the typodont, so they have less opportunity

to learn and practice proper body positioning for clinical procedures; lab lights are inadequate compared with the lighting on an operatory; and the bench-mounted dentiform can't easily (or realistically) accommodate working with a water spray.

The initial plan to upgrade pre-clinical education called for a stand-alone preclinical simulation setting. The proposal was made by a committee led by George Ferry, clinical associate professor in the Department of Restorative Dentistry, after a thorough study of the possibilities and a national survey of preclinical training facilities.

"The plan was well thought out and would have produced a near-ideal preclinical simulation environment," according

that didn't stop the initiative. Analysis of clinical chair utilization showed that with creative logistics and cooperation on scheduling, a preclinical simulation facility could be set up and broken down in the clinics, providing preclinical students a realistic environment without interrupting clinic operations.

Now, for the first time, UB's first- and second-year student dentists have the opportunity to make direct and indirect restorative preparations with water spray. They also become familiar with the exact operatory structure, controls and unit instrumentation. They learn the precise ergonomics of body-preservation needed to stay healthy over a career. They wear gloves, masks, eye protection and paper gowns.



TRI-COUNTY HOSPITAL IN GOWANDA, N.Y., AFTER THE AUG. 10 FLOOD. ◀

## 2 After the deluge

In the early morning hours of Monday, August 10, 2009, a rain storm of extreme proportions dropped 7 inches of rain on the Gowanda-Perrysburg area in less than an hour. In Gowanda, Cattaraugus Creek rose 5 feet in 5 minutes, eventually flooding a third of the buildings in the town, including Tri-County Memorial Hospital, which suffered extensive damage and was closed indefinitely.

Tri-County's dental clinic was a casualty of the flood. Hospital

administrators contacted the dental school looking for help. The school's mobile dental unit was fully committed to a patient schedule.

Jude Fabiano, '77, associate dean for clinical affairs and faculty adviser to the Buffalo Outreach and Community Assistance (BOCA) Program, suggested loaning Tri-County SDM's portable equipment, including chairs and dental units.

Tracy Culver, '90, Tri-County's dental clinic director, and Diane Lair, the Tri-County dental administrator, visited to inspect

the equipment and took possession of it in mid September.

With the borrowed equipment, Tri-County was able to offer a baseline of minimal care to its special care population and for dental emergencies.

The Tri-County dental clinic is not yet back in operation, but it has made arrangements with local providers for its most needy dental patients. The loaned equipment provided a stop-gap between the aftermath of the flood and alternative arrangements for dental care.

The equipment was returned to the school in mid-January to be readied for a BOCA mission.

## 3 Buchanan takes new deanship

Dean Emeritus Richard Buchanan has been named dean of the University of Southern Nevada College of Dental Medicine, effective June 1, 2010. Buchanan will be based at the university's South Jordan, Utah, campus, where plans are under way to launch the first predoctoral dental program in the state in fall 2011.



BUCHANAN

On Feb. 25, Harry Rosenberg, president of the private, non-profit University of Southern Nevada, announced the

CONTINUED ON NEXT PAGE ▶



L-R FRONT ROW, STACEY SCHEFF, HARGUN SINGH. SECOND ROW: MARYANN DANOSOS, CHRISTINA TSENG, JILLIAN ROZANSKI. THIRD ROW: JEN BALON, AKIHIKO OSADA, HIEU NGUYEN. LAST ROW: ANNA BAILEY, CATHERINE TELEHANY. ALL FROM THE CLASS OF 2013. THEY PERFORMED A MICHAEL JACKSON THRILLER DANCE. ▲

## 4 Thriller

The School of Dental Medicine held its 14th annual talent show on Jan. 22 in the UB Center for the Arts Drama Theater. Sponsored by the school with support from the Alan Gross Student Resources Fund, the evening is a chance for students, faculty and staff to showcase their diverse and unexpected non-dental talents. Highlights of this year's show included big production numbers from the Class of 2013 (22 performers), doing a tribute to Michael Jackson, and the Class of 2012 (12 performers) with a dance medley based on traditional and modern Indian styles. In all, there were 14 acts. New to the show this year was an art show hung for guests to see as they enjoyed refreshments after the performance. Next year's Talent Show is tentatively scheduled for Friday, January 21, 2011, in the Center for the Arts.



appointment of Buchanan as dean of the USN.

Buchanan will oversee completion of a doctor of dental medicine program, including the development of clinical and classroom facilities, curriculum and faculty.

The USN College of Dental Medicine was established in 2007 at the university's Henderson, Nev., campus. Its first postdoctoral dental residency program, Advanced Education in Orthodontics and Dentofacial Orthopedics/Master of Business Administration, began admitting residents in July 2008. The residency program is the first in the United States to require an MBA.

## 5 Walking for the wounded

News about coworkers' children is part of the background of office life: noteworthy successes, graduations, marriages. This item from Janet Gaczewski, a secretary in the dean's office, about her son Mark Klodzinski, qualifies as something out of the ordinary.

On March 16, Mark started on a 4,000-mile walk that will take him from Ellicottville, N.Y., to Eureka, Calif., by way of Washington, D.C., to raise awareness and funds for A Warrior's Wish and the Wounded Warrior Project. His departure on the seven-month hike was covered on Buffalo television news and by the Pentagon Channel, which will make periodic reports on his progress.



## 6 Students inducted into OKU

Omicron Kappa Upsilon (OKU), the National Dental Honor Society, inducted 11 dental students from the class of 2010 into the ranks of its School of Dental Medicine chapter this winter. Students are elected by the faculty from the top 20 percent of the class. In addition to their scholarship, inductees have "demonstrated exemplary traits of character and potential qualities of future growth and attainments," in the words of the society's charter.

OKU was founded at the Northwestern University Dental School in 1914. The UB chapter was established in 1936.

The 2010 inductees shown above are (back, from left) Burton Rankie, Matthew Wallace, Christopher Hock, Melissa Perrino, Kyle Thorsrud, Mark Barry and Michael Nagai and (seated, from left) Dhru Patel, Amanda Wildman, Lisa Newman and Tiffany Pasquariello.

OKU can also elect up to two members of the faculty per year to faculty membership, as well as one honorary member, who may or not be a dentist. Nominees must have made "significant contributions to the art and science of dentistry."

This year's faculty inductees are Mary Bush, '99, assistant professor, and Lata Shenoy, '77, clinical assistant professor, both in the Department of Restorative Dentistry. Robert Baier, professor in the Department of Oral Diagnostic Sciences, is this year's honorary inductee.

Janet's friends on the third floor of Squire Hall will hear about Mark's progress. Everyone else can follow his story on the Facebook page "Patriot Walk Across America." You can sponsor Mark, for a penny a mile, at patriotwalkusa.org.



MARK KLODZINSKI PRACTICES FOR HIS COAST-TO-COAST WALK. ▶

## WHO KNEW!

Dental school early admission includes high school students. See story Page 11.

## 7 Automated restoration show and tell

In February, Christopher Pusateri, '02, clinical instructor in restorative dentistry, presented a CEREC training session for AEGD residents and dental students in the prosthodontics minors program.

CEREC—an acronym for Chair-side Economical Restoration of Esthetic Ceramics—is a system that produces ceramic dental restorations through computer-assisted technologies, including 3-D photography and CAD/CAM. It is manufactured by Sirona Dental.

Workshop participants received an overview of the CEREC system, including an explanation of the system's operation, indications for use and preparation design. A hands-on session gave participants an opportunity to practice scanning models, designing restorations, and staining and glazing ceramic restorations.

The CEREC system generally consists of two components:

a mobile acquisition unit and a milling unit. The acquisition unit uses an optical sensor to image the preparation and adjacent teeth; the imaging is then converted to a three-dimensional virtual model the dentist can manipulate with the CEREC software to design the restoration.

The data is sent wirelessly to the milling unit, which mills the restoration from a ceramic block. The school is also using the in-lab component, which is capable of fabricating fixed partial denture frameworks.

Computer-assisted restoration systems are designed to dramatically shorten the patient's total treatment time, since definitive restorations are delivered the day of tooth preparation. This helps justify the unit's cost, which can be up to \$100,000 for the private practicing dentist.

"CEREC allows the dentist, if so desired, to perform the 'laboratory phase' of restoration production, giving him additional control over cost and

quality," says AEGD program director Frank Barnashuk, '80.

The school's single CEREC system is now used as an educational tool, primarily for AEGD and post-graduate prosthodontic residents. But CAD/CAM dentistry will make its way into the student curriculum as well. "Incorporation of digital dentistry into a dental school setting will prepare students for the technology they will encounter in private practice," says Pusateri, who lectures to students at various levels on the topic.

The CEREC unit was brought to the School of Dental Medicine by post-graduate prosthodontics director Edward Monaco, '75, assistant professor in the Department of Restorative Dentistry, and then AEGD director, Jude Fabiano, '77, associate dean for clinical affairs.

## 8 Thanks for the flu shot, doctor

Elizabeth Hatton is a family physician with a practice in Amherst, N.Y. She also holds an appointment as a clinical assistant professor in the Department of Oral Diagnostic Science, where she assists in the suturing class (she is married to Michael Hatton, '82, clinical associate professor in the same department). She also volunteers with BOCA and helps dental students with their medical issues. So she knows her way around the dental school.

**MAKING COMPUTER-ASSISTED ADJUSTMENTS TO A VIRTUAL CROWN. ◀**

## WHO KNEW!

More than 4,700 alumni read **Class-notes**. Send one.



This past fall, she had a hard time getting the H1N1 vaccine. But when the vaccine became widely available, she received enough, as she put it, to vaccinate a small country. And her practice isn't as large as a small country.

The state wouldn't take back the surplus and she wasn't going to throw it away because she knew there were plenty of unvaccinated people who could use the shot. So she went looking for some—at the dental school.



Hatton opened a visiting flu clinic for faculty, staff and dental students on the third floor of Squire. Flyers advertised that she was coming and she administered all the shots herself; she estimates 200 by mid-February.

On Give Kids a Smile Day, Hatton set up in the lobby of Squire and vaccinated another 30 people against the new flu.

If you haven't had H1N1 vaccination, Hatton says you might want to get one (she still has a supply)—she thinks H1N1 could make a comeback.







## HOW MANY KIDS DOES IT TAKE TO CHANGE A SCHOOL FOR ONE DAY?

STORY BY CHARLOTTE HSU

PHOTOS BY MARK MULVILLE

# 700 smiles

HUNDREDS—maybe 700 altogether. That’s the number of children who received free oral health care and learned about oral hygiene at the School of Dental Medicine on Feb. 5 during the ninth annual Give Kids A Smile Day, a national initiative to encourage healthy dental habits early in life.

From morning through the afternoon on a wintry Friday, young people and their parents flowed in and out of Squire Hall, where volunteers welcomed them and checked coats. Patients, including boys and girls from Head Start arriving on large yellow school buses, received free dental exams, fluoride treatment, X-rays, sealant and instruction on how to take care of their teeth and gums.

Legions of volunteers, among them students, staff and faculty from UB, Erie Community College and UB’s Educational Opportunity Center, offered services in Squire Hall and at Women and Children’s Hospital of Buffalo and Mercy Hospital. At Squire, Smile Day participants filled two clinics, including the first-floor pediatric suite, complete with its pastel walls and stuffed teeth. Dentists and employees from private practices joined in the effort. Sabretooth, the Buffalo Sabres’ mascot, walked the hallways, posing for photographs with families.

Buffalo Mayor Byron W. Brown visited UB in the morning to offer support for the event, praising the dental school for its “tremendous work in the community” and reading a proclamation making it Give Kids a Smile Day in the City of Buffalo.

“You don’t hear about all of the work that they do,” Brown said about the school’s Smile Team, “but I can tell you they are in every section of the community, making

ADMED.com



CONTINUED ON THE NEXT PAGE ►





sure that families, and in particular children, get good dental care. And we want to thank them for that.”

For the children, Give Kids A Smile Day was no regular day at the dentist. Balloons and grinning volunteers greeted the young patients. At the Teddy Bear Clinic in Harriman Hall, boys and girls made their way through a series of stations where they learned about health and health professions by taking care of stuffed animals, brushing their teeth and “examining” the toothy dolls for medical problems.

Even sitting in the dentist’s chair in the Squire clinic, many children were laughing. “Open wide like an alligator,” the volunteer dentists said. “Open big like a lion.”

Parents were grateful for the service. “My kids haven’t had a dental visit actually for about a year and a half, almost two years, so this was a great opportunity to have everything done at one time,” said Diane Lyons, who brought her teenage daughter and son. “They had their exam, they had their cleaning, they had X-rays... They found a couple of cavities that we wouldn’t even have known [my son] had, and he’s having all the work done today. And my daughter, here, is having sealants put on, so yeah, we’re going to be all set.

“It’s great,” she said, “because we don’t have any dental insurance.”







(ABOVE) THE GIANT STRAWBERRY CONE IN THE TEDDY BEAR CLINIC WAS A SOURCE OF FASCINATION.

(OPPOSITE CENTER) MAYOR BYRON W. BROWN PROCLAIMED IT GIVE KIDS A SMILE DAY FOR THE CITY OF BUFFALO, THEN JOINED HEAD START PUPILS IN A SPIRITED RENDITION OF THE ABC SONG.

# With a little help from our friends

UB UNDERGRADUATES WITH HIGH ASPIRATIONS JOIN THE GKAS TEAM

BY JUDSON MEAD

THE DAY BEFORE Give Kids a Smile Day, Martin Smallidge, a UB undergraduate, is unpacking boxes of toothbrushes for the hundreds of giveaway packages he and fellow volunteers are putting together in a small conference room piled high with supplies in the Department of Community and Pediatric Dentistry.

He'd inked more than 225 nametags the night before for GKAS volunteers—community practitioners, dental hygienists, assistants and others—who'd be arriving the next morning just ahead of the children.

In the next room, Michelle Lee, also a UB undergraduate, makes copies of chair assignments for the next day. The office suite has the intensity of a war room, with staff and faculty hurrying to complete every final detail. The undergraduates are foot soldiers.

Or, more accurately, cadets. The two are members of the UB Pre-Dental Association—respectively, president and vice president. These future dental students and their fellow association members are a valuable source of volunteer help with the hundreds of small jobs that must be done beforehand to make Give Kids a Smile Day run smoothly.

The pre-dental club is relatively new, founded by students only five years ago. Rina Patel, its first (and three-term) president, steered the group through the requirements to an official UB Student Association charter.

Kimberly Cuddy, last year's Pre-Dental Association president, is now a first-year student in the School of Dental Medicine.

Smallidge will be starting at the University of Pittsburgh School of Dental Medicine next fall.

And Michelle Lee, who is a UB



MARTIN SMALLIDGE, UB PRE-DENTAL ASSOCIATION

sophomore, has already been accepted into the UB dental school, directly from high school, through the combined undergraduate-DDS degree program.

What brought them together was their shared ambition to go to dental school.

Before the Pre-Dental Association was formed, UB undergraduates who intended to go to dental school might find each other by happenstance, maybe in a

biology class or at one of Kaplan's DAT prep courses.

Now, they're just a listserv away from each other. Smallidge has 180 e-mail addresses of UB undergraduates who intend to go to dental school; he and fellow association members go to UB new-student orientation to talk about the group. He says there are about 25-30 members who are regulars at association events.

To become a UB Student Association-sanctioned (and subsidized) student organization, the pre-dental group had to demonstrate commitment by, among other things, volunteering in the community. They signed on for UB-organized house painting and neighborhood cleanups. Once they'd proven themselves,

tist, an Army recruiter who discussed the option of combining dental school with a military commitment, and a representative of the Kaplan DAT prep course.

Smallidge made his first appearance at Give Kids a Smile Day as a sophomore, responding to an e-mail call for volunteers. He spent the day in the Teddy Bear Clinic dressed as Superman. Last year, the association executive board decided the group could be more involved with the school and pushed to get out more volunteers. He was a frequent volunteer with the UB Smile Team this past summer as it spread the word about oral health care (and he handed out toothbrushes and dental floss) at health fairs.

Smallidge came to UB from Boonville, N.Y., to study to be a dentist.

place in the dental school so long as she successfully jumps through the hoops of maintaining an impeccable academic record and passing the DAT and logging a sufficient number of hours of clinical observation. She assisted residents in the AEGD clinic for 3-4 hours a week during her freshman year.

Michelle Lee endured good-natured teasing from Smallidge who would introduce her to new association members as "this lucky one" who is already admitted. But, she is quick to say, she's working as hard to stay in as her fellow members are to get in.

Classmate Lauren Meyers also plans to apply for early assurance this spring. She says a main benefit of the association is the support and help members give

each other with all the detail that goes into the countdown to a dental application process.

**"I seem to connect well with children. Maybe it's because I'm short and don't intimidate them."**

LAUREN MEYERS

it occurred to the members that they really should be volunteering at the dental school. Their involvement with Give Kids a Smile Day has been growing ever since.

The club holds occasional social events—bowling, rock climbing—and more regular coffee "meet ups" and fundraisers, but the main activities involve its reason for being—learning more about the profession of dentistry, about what dental school is like and, of course, how to get admitted.

"I'd say it's really a disadvantage not to get involved in the association," Cuddy says. As a dental student (school is "difficult, but you get used to it"), she keeps up with the members of the pre-dental group by e-mail, mostly answering questions about the dental school interview—what to expect, what to do.

Cuddy says that when she was an undergraduate, she met a number of dental students who were happy to come to meetings to answer questions. In addition to dental students, the association has recently heard presentations by Greg Hudecki, '72, the Buffalo Bills team den-

Although he will go to dental school in Pittsburgh—he was also accepted at UB, but says trying out a new city was a big appeal—UB gave him exactly what he came for: access to dental school, even if only as an observer, volunteer and student researcher.

UB sophomore and Pre-Dental Association member Josh Lee, from Greene, N.Y., came for the same reason. He is applying to early assurance admission this year. Among other benefits of belonging to the pre-dental student community is getting tips about how to set up his coursework: he heard that comparative primate anatomy will help with gross anatomy, so he's planning to take it in the last semester of his senior year—the fresher the better.

Michelle Lee (no relation to Josh) is the daughter of Ivan Lee, '84, who she says is "very, very proud of UB." He practices in Manhattan; she started watching and then assisting him at 14 and a year later was observing oral surgeries without blinking. A Stuyvesant High School graduate, she came to UB guaranteed a

Even though it's still early in her undergraduate academic career, Meyers, who is the granddaughter of a dentist, already has an idea that she'd like to specialize in pediatric dentistry.

"I seem to connect well with children," she says. "Maybe it's because I'm short and don't intimidate them."

At the other end of the journey to dental school, Smallidge, who has seen almost every aspect of dental school—from oral biology bench science, to clinical dentistry, to community outreach—wants some of all of it. His ideal now is to be a practitioner and a scientist and an academic. And he's thinking about adding public health to his program in Pittsburgh.

It's a long way from volunteering to be Superman for a day. Or is it?


That these young men and women pitch in behind the scenes is a boon to Give Kids a Smile Day. That they help each other with advice, encouragement and fellowship on the road to dental school is a good thing for everyone, especially the dental profession.



Russ Nisengard, '66

## WHY I GIVE

I give my support to the School of Dental Medicine because the school supported me. Indeed, in many different ways, the school made it possible for me to enjoy a wonderfully varied and fulfilling career.



From the time I entered dental school and throughout the four years of my predoctoral education, I had a scholarship. So, from the outset, I was the beneficiary of material support from the school.

I started doing research during my first summer in school and continued working in research labs through all four years of my predoctoral program. That led me into my career as an academic, instead of the career in private practice I had originally planned. The summer research program received support from dental alumni, and that support, in a very real way, changed my life.

I was fortunate in my teachers. Stanley Hazen, who was the chair of periodontics, had long conversations with me about dental education and where it was going. Ernie Beutner hired me to work with him during my freshman year when I was debating between loading trucks and doing research. They helped me make choices that shaped my professional life.

To discuss giving to the School of Dental Medicine, please call John Crawford or Marilyn Koren at 716-829-6007.

School of Dental Medicine  
University at Buffalo  
State University of New York  
332 Squire Hall  
Buffalo, NY 14214-8006

And I appreciated the extra time my teachers spent answering all my questions while I was learning to be a dentist and a researcher. They were generous with their intellectual support.

I have enjoyed a wonderful career—seeing patients, doing research, teaching and doing academic administrative work—because when I was a student, I had financial support; because I was supported in my unfolding ambitions by opportunities opened to me; and because I was guided by the intellectual support and encouragement I received from my teachers.

“They helped me make choices that shaped my professional life.”

For me, those are good reasons to carry on the tradition of generosity that made such a tremendous difference in my life—that made me what I became.

But I have another reason to support the school. As associate dean from 1993 to 2009, I watched the state reduce its support for the school year after year, and I know very well how much more, as a consequence, the school needs our support to maintain the level of quality we've all benefitted from in our careers.

When I was a student, the school was 98-percent state-supported. Now that figure is more like 33-percent or lower and still declining.

We had great educations here at the School of Dental Medicine. We work in a fine profession. I've been particularly lucky in my career, and especially so in the support I received along the way.

That's why I support this school. And that's why I hope you will, too.





# DISCOVER PRESENT PUBLISH

**E**ARLY 2010 was a busy time for School of Dental Medicine researchers. In addition to steady activity in our laboratories and clinics, students and faculty were preparing and submitting abstracts for the 2010 meeting of the International Association for Dental Research in Barcelona, Spain,

in July. Notice of abstracts accepted for the Barcelona meeting is expected in mid-April.

Student and faculty researchers whose abstracts had been accepted for the school's 2010



NISHITH PATEL, '10, (LEFT) ACCEPTS NATIONAL STUDENT RESEARCH GROUP AWARD FOR THE DENTAL SCHOOL. ▲

Student Research Day (see following article) and for the 2010 national meeting of the American Association for Dental Research (March 3-6, Washington, D.C.) were making final preparations for their presentations.

At the opening ceremonies of the AADR meeting on March 3, it was announced that one of our second-year dental students, Nathan Schoenly, had been awarded an AADR/Dentsply Dental Student Research Fellowship for this summer. Nate is one of only 22 dental student researchers in the country to receive the AADR research fellowship this year. Libuse Bobek, professor, Department of Oral Biology, is Schoenly's research mentor for a project that will focus on developing a screening test for the "fitness" of several



BY ANNE E. MEYER, ASSOCIATE DEAN FOR RESEARCH

mutants of the yeast *Saccharomyces cerevisiae* against antimicrobial peptides.

Schoenly and seven other SDM dental students submitted proposals to the AADR fellowship competition in mid-January, based on the recommendations of our Student Research and Honors Committee, co-chaired by Richard Ohrbach (MS Oral Sciences '89, TMD '89), associate professor, Department of Oral Diagnostic Sciences, and Mira Edgerton (Prosth '81, MS Oral Sciences '84, PhD Oral Biology '94), research professor, Department of Oral Biology.

Also, at the opening ceremony, Frank Scannapieco (Perio '89, PhD Oral Biology '91)

professor and chair, Department of Oral Biology, was recognized as the AADR's newly elected treasurer.

Six of our pre-doctoral students presented research at the meeting. Justin Baker, '11; Dominique Fufidio, '12; Shane Hoelz, '11; Nishith Patel, '10; and Shweta Vora, '12 presented in poster sessions. Dong Hyun Lee, '12, presented in a podium session. Two SDM graduate students, Lindsay Hall and Srinivas Myneni-Venkatasatya, both from the Department of Oral Biology, and 11 members of SDM's faculty and staff also presented research at the AADR meeting.

Nish Patel, current president of SDM's Student

Research Group, participated in the AADR DENTSPLY/Caulk student research competition in the clinical science category and won third place for his work with Donald Antonson, professor, Department of Restorative Dentistry, on a comparison of methods and devices used to diagnose occlusal caries. Patel concluded that visual examination using ICDAS II (International Caries Detection and Assessment System) is adequate for detecting dentin caries, but that newer technologies (e.g. laser fluorescence) also perform well. He recommends that new technologies be made available to dental students and that they be used in general practice.

At the National Student Research Group meeting, held as part of the AADR meeting, UB SDM's Student Research Group was recognized "for retaining the greatest percentage of AADR Student Members as AADR Members from 2009 to 2010." Upon returning to Buffalo, SDM's students reported that the AADR meeting provided a great opportunity to present work and to network with individuals from other dental schools and industry. They also reported on a symposium presented by the National Student Research Group that included useful information about how dental students can develop research careers.

Other highlights of the AADR meeting included sessions about biofilms and salivary conditions, chaired by SDM faculty Stefan Ruhl and Olga Baker, both assistant professors, Department of Oral Biology; sessions about new technologies (e.g. stem cells, cone beam CT diagnostics), and sessions about the long-standing challenges in dental care for underserved patient populations (e.g. the elderly and people with developmental disabilities).

# 2010 STUDENT RESEARCH DAY

On February 18, 29 students made poster presentations at SDM's Student Research Day in Harriman Hall across the quad from Squire Hall. The energy of the student presenters, all other dental students, faculty, and visitors was high, giving a festive air to the networking and camaraderie.

Thirteen dental students who participated in the school's 2009 Summer Research Program presented the results of their work to the attendees and a panel of faculty judges. The following dental students received awards for their presentations:

**First Travel Award:** ADA DENT-SPLY travel award to Orlando, Fla., to Shweta Vora, '12 (*see photo, right*) (mentor: Sebastiano Andreana, Department of Restorative Dentistry), for her presentation "Primary stability in cancellous bone of two implant site preparations."

**Second Travel Award:** ADA Dental Student Conference on Research, in Gaithersburg, Md., to Dong Hyun Lee, '12 (mentor: Stefan Ruhl, Department of Oral Biology), for his presentation "Colony lift-bacterial overlay: A method to find coadhesive bacterial partners."

**Third Travel Award:** Hinman Student Research Symposium Award for travel to Memphis, Tenn., to Dominique Fufidio, '12 (mentor: Carlos Munoz, Department of Restorative Dentistry), for her presentation "The effect of toothbrushing on the surface of resin composites."

**Fourth Travel Award:** Procter & Gamble/Crest Traveling Fellowship Award to New York City to Justin Baker, '11 (mentor: Sebastiano Andreana, Department of Restorative Dentistry) for his presentation "Piezoelectric vs. conventional site preparation: Ex vivo implant primary stability."

**James English Research Award for a Predoctoral Student:** Nishith Patel, '10 (mentor: Donald Antonson, Department of Restorative Dentistry), for his presentation "Comparison of conventional methods (IC-DAS II, radiographs) and laser fluorescence devices for occlusal caries diagnosis."

**Mary Ann Mather Clinical Research Award for a Pre-Doctoral Student:** Andrew Deutch, '10 (mentor: Bing-Yan Wang, Department of Periodontics and Endodontics), for his presentation "The sensitivity of Streptococcus mutans to peroxides, lysozymes, and endogenous antimicrobial agents produced by other plaque organisms such as P.gingivalis, T.denticola, and T.forsythia within the oral biofilms."

**UB SDM Department of Oral Biology Award for a Pre-Doctoral Student:** Amanda Wildman, '10 (mentor: Peter Bradford, Department of Pharmacology and Toxicology), for her presentation on "Effects of estradiol on apoptotic gene expression in primary human osteoblasts."

**Sixteen graduate and clinical postgraduate students also presented research at Student Research Day, representing the programs in endodontics, oral biology, and prosthodontics. The following graduate and clinical postgraduate students received awards for their presentations:**

**James English Research Award for an Advanced Education and/or M.S. Student:** Jashanjot Singh Bajwa (mentor: Mira Edgerton, Department of Oral Biology) for "Spermidine plasma membrane transporter Dur3 is involved in the translocation of Histatin 5 in C. albicans."

**James English Research Award for a PhD Student:** Abhiram Maddi (mentor: Stephen Free, Department of Biological Sciences) for "Alpha-1, 6-mannosylation of cell wall proteins is required for their incorporation into the cell wall in the filamentous fungus Neurospora crassa."

**Robert J. Genco Award for Translational Research:** Supaporn Thamadilok (mentor: Stefan Ruhl, Department of Oral Biology) for "Binding of Viridans group Streptococci carrying HAS-related adhesins to glycoproteins in saliva."

**Mary Ann Mather Clinical Research Award for a Graduate Student:** Kanitsak Boonantanasarn (mentor: Steven Gill, Department of Oral Biology) for "Oral microbiota of the oral squamous cell carcinoma tumor microenvironment."

**UB SDM Department of Oral Biology Award for a Graduate Student:** Srinivas Rao Myneni-Venkatasatya (mentor: Ashu Sharma, Department of Oral Biology) for "Functional epitopes of Tannerella forsythia BspA protein in TLR2 activation."

**UB School of Dental Medicine Award:** Maria Protopapadaki (mentor: Edward Monaco, Department of Restorative Dentistry) for "Fracture resistance of pressable ceramic fused to metal custom implant abutment."



## COMING ATTRACTIONS

There was a new feature in this year's Student Research Day. "Coming Attractions" was introduced as an area of the poster session where graduate and clinical postgraduate students could present posters about research they have just started. SDM's Talent Show in January contributed another new aspect to our 2010 Student Research Day. For the first time, the Talent Show included a display of artwork by students and staff. A painting by Roksolana Stets, '12, was selected for the cover of the Student Research Day program book. A photo of Roksolana's painting, which was a study of a Cezanne painting of porcelain dishware on a kitchen table, was shown on a background of a ternary phase diagram to emphasize the compositional relationships among fine porcelains, consumer ceramics and dental ceramics.



## New conditions in practice drive changes to the predoctoral dental curriculum. A seasoned dental educator takes the long view.

### In broad terms, what are the big changes in the basic dental curriculum over the past 20 years?

Certainly an increase in pharmacology because dentists now see so many older patients taking multiple medications. An increase in time devoted to implants, and more on esthetic dentistry. More emphasis on prevention. A trend toward teaching basic science through a “systems” approach. An



increased emphasis on infection control. More consideration concerning complex treatment planning—there are so many more options now and, consequently, more complex considerations about what’s right for the patient. Medical histories are more complicated for patients, so that has introduced new mate-

rial into the curriculum. We now teach students to use magnifiers, and everyone now uses masks and gloves and protective barriers in the clinic—so, practically, we’ve moved toward a more medical model. And always, as we add material, there is general pressure on the curriculum to deemphasize what is not contemporary.

### Looking forward, in the same broad terms, what changes do you anticipate to accommodate the needs of the dentists starting practice 10 years from now?

The dental profession will have more medical applications of dentistry; for example, saliva will be used as a diagnostic instrument in the dental office. We’ll have more methods for healing a tooth; we know we can reverse or slow down initial dental caries today, so the need to do early restorations will decrease. There will be increased use of lasers in dentistry. We’ll see more implants. There will be a greater emphasis on the aging population. With child and adolescent patients, we’ll use more chemistries such as fluorides and calcium phosphate pastes to help keep their teeth stronger and to remineralize and even heal lesions from early caries attacks. Still more emphasis on the complicated patient as baby boomers age and lose teeth, including emphasis on removable prosthodontics for the many patients who won’t be able to afford implants and fixed prosthodontic treatments. All this will be reflected in the curriculum.

### Has innovation in instructional technology contributed to the evolution of the curriculum?

Educational technology will play a much larger role, and it will speed things up. All students have computers, of course, and their textbooks are electronic; now we’re looking at ways to make teaching materials available on their phones; there’s even instructional information they can download from YouTube. They can plug into Medline to read specific articles. The average printed textbook is 5-7 years out of date by the time it is introduced and we can’t wait that long.

### Is there a sizeable portion of a four-year predoctoral curriculum that simply can’t be altered?

We’ve modified the curriculum recently to have more psychomotor activities earlier in the curriculum because we have limited time to teach those skills. It’s difficult to change curriculum time; in order to add new things to it we have to make the difficult decision to reduce time spent on other things in the curriculum and that has always been difficult to do—but good schools can do that.

### When you look around the country, where do you see curriculum innovation?

It’s possible that we’ll have 20 new dental schools in this country by 2020. Many of these won’t have their own clinics; they’ll outsource students to local practitioners—with the expectation that they can achieve sufficient calibration. These new schools may import basic science faculty to teach modules—for example a three-week package on histology—and then leave. This decreases cost, but educators will have to wait to see whether it is a sound way to teach courses. Some new schools will not be doing research because their faculties will be primarily clinical. The new schools will have less costly physical plants because they aren’t equipping hundreds of dental chairs, so they’ll be able to produce an inexpensive dental education. In the end, time will tell how successful this model can be.

### Are these new dental schools contributing to curriculum change?

Yes, both good and bad. They may be introducing more efficiency in teaching. But it may be that the scope of education they offer is too narrow to produce well-rounded professionals.





# Calnon for president!

ALUMNUS (AND SDM PARENT)  
ANNOUNCES RUN FOR TOP ADA JOB

WILLIAM CALNON, '78, kicked off his formal campaign for the ADA presidency on March 19 at the New England Dental Leadership Conference. He is one of four candidates vying for the top position in the profession's leading organization.

If he wins, Calnon will join School of Dental Medicine Dean Michael Glick, editor of the *Journal of the American Dental Association*, in a remarkable show of UB color on the national dental stage.

The election will take place at the 2010 ADA annual session in Orlando. The winner is president-elect for a year and then president for the following year, beginning with the 2011 annual session.

Calnon made the decision to run after serving the interests of more than 13,000 member dentists as the ADA's 2nd District trustee for the past three and a half years. He says familiarity with issues of high importance to the ADA through committees, workgroups, task forces and councils will serve him well as president.

"I believe I can utilize my experience and skills to help address current issues and also influence the future of dentistry," he says.

He serves as the Chair of the ADA Committee on Diversity, and is responsible for building strong working relationships with leaders of several ethnic dental associations across the country. He explains, "it is crucial to forge a future that is characterized by all aspects of our

professional family working together on common ground issues."

Calnon is focusing on three major issues: access to care and workforce models, corporate interference with dental practice and dental education.

"It is tragic that many Americans, especially those in remote, rural and impoverished urban areas, do not have access to our services," he says. Calnon believes that models proposed for increasing the capacity in the dental workforce fail to adequately address the complexity of the need.

"Simply putting more hand pieces in the hands of more treaters will not solve the problem," he explains. For a sustainable effect, he believes a model should utilize community health workers trained specifically in dental skills and attracting more dentists to underserved areas.

Currently the president of the Eastman Dental Center Board, Calnon has also served on the New York State Board of Dentistry and acted as the chair of its licensure and examination committee.

"My intimate involvement with the passage of New York's groundbreaking PGY-1 legislation during my term as a

New York State Dental Association officer affords me an unparalleled perspective for dealing with the crucial issues surrounding clinical competency and licensure modalities," says Calnon.

When it comes to corporate interference with the practice of dentistry, he believes the ADA must assume a no-nonsense approach. Calnon believes the importance of grassroots involvement with legislators is illustrated in the number of states that have recently proposed and, in some cases, passed legislation prohibiting insurance companies from controlling fees for non-covered services.

"We must send a clear statement to the dental industry—corporations don't practice dentistry—dentists do," he says. Calnon has a son and daughter-in-law who are 2008 graduates of the UB dental school and another son in his first year of dental school at UB, so he has a parental, as well as a professional, interest in the strengths and weaknesses of the current state of dental education.

"Our educational institutions are facing unprecedented problems—the recruitment of dental faculty, decaying dental school infrastructure and the skyrocketing cost of dental education are all major challenges," he says.

Calnon thinks the ADA and the American Dental Education Association must continue to collaborate on these issues if they are to protect and bolster this cornerstone of the profession.

—J.W.

WILLIAM CALNON AND WIFE, MARY KAY, WITH SON CHRISTOPHER, '08 AND HIS WIFE, JENNIFER, '08 (STANDING) AND SON TIM, '13. ◀



KATHRYN DISHONG PHOTOGRAPHY



# The total package

BY JULIE WESOLOWSKI

EXOTIC DESTINATIONS, cruises to Alaska and summer outings at the Chautauqua Institution are a few of the more inviting venues where the School of Dental Medicine Office of Continuing Dental Education (CDE) offers programs.

CDE also uses facilities in the school's dental clinics and the university's distance learning technologies to deliver the latest on dental subjects, from office management to orthodontics. Both UB faculty and visiting faculty present the courses.

The Office of Continuing Dental Education, which exists to promote and fulfill the school's mission to provide lifelong learning to dental professionals, is facing growing competition from organized dentistry components, area study groups and a number of other providers offering continuing dental education credits.

In addition to the dental school's CDE programs, other providers offer courses for the credit dental professionals need in order to meet a required minimum of 60 hours for dentists and 45 hours for dental hygienists every three years for continued licensure.

The CDE office strives to operate as a self-sustaining entity within the dental school. According to Eugene Pantera (Endo '86, MS Oral Sciences '87), clinical associate professor and director of the division of endodontics, who has also served in the volunteer role as assistant dean of continuing dental education since 1994, CDE has struggled to cover salaries in recent years, even while downsizing its staff by one full-time staff member and a couple of part-time employees.

Reasons for the budgetary woes are many. Direct operating costs, such as marketing, venue expenses and office overhead have steadily increased, while registrations have decreased. According to Pantera, the approval process for providing continuing dental education credits has become so watered down that credits can now be earned for sitting through a class offered at little or no cost by presenters promoting a company's products or services.

Pantera also says the school has faced challenges in getting alumni to

come back for CDE classes. He believes there may be a perception among alumni that the school has already taught them everything they need to know. But, Pantera says, "there are subjects I lecture about that I really don't discuss with my dental students or certainly not to the depth that I would talk about in the CDE courses."

Annamarie Phalen, associate director of continuing dental education, explains that UB's continuing education courses usually have the advantage of being free of any product-marketing agenda because they are university-based and taught by dental school faculty, along with faculty from other dental schools.

"Our faculty are approachable and our attitude is always to try and teach to the highest level we can and to give appropriate evidence-based information," Pantera says.

The dental school offers about 30 courses a year in Buffalo, ranging from half-day lectures to two-day hands-on clinics. Phalen emphasizes that the CDE is always looking for suggestions for courses and uses such recommendations to plan the year's course schedule.

The CDE also broadcasts lectures to several sites around New York state through an interactive distance learning program it calls CE Café (see next page).



## education offers unique programs in SDM facilities

Phalen and Pantera say that the CDE's biggest edge is in providing hands-on courses on techniques that may benefit general dentistry practices. Such courses give dentists the opportunity to gain experience in fields such as endodontics, orthodontics and implants.

One successful hands-on course offered annually has dentists work one-on-one in the clinic with UB endodontic dental residents. The two-day 12-credit course focuses on whatever the individual dentist wants to learn.

"That course is exceptionally well received by participating dentists and since we're independent from any manufacturer, we don't try to sell them anything or push any product," says Pantera. Additionally the monies generated by the course support the endodontics residency program.

Another hands-on CDE program that occurs each summer was created specifically for dentists and dental hygienists from Italy. The weeklong implant course provides Italian dental professionals time to practice on cadavers that aren't readily available in their own country, along with offering them a taste of Western New York culture—an exotic destination for them.

The course has been so successful that the CDE is working on an exchange

that would offer American dentists a trip to Tuscany for continuing education coursework. CDE already offers courses with travel perks, including a yearly all-inclusive tropical destination package called Club Dent, along with annual cruises to various locations around the world and a yearly event at the Chautauqua Institution.

CDE also provides a lesser known service of remediation for dentists facing licensing or malpractice issues. Working one-on-one with faculty, dentists are able to bring their skills and techniques up to par with their state board requirements.

"I've always felt that this was a great service because we take the time to find out what their needs are and develop a program that makes the experience positive, doable and not a burden," explains Pantera. "We've actually had one remediant who enjoyed his experience so much he asked for a course not because he had to, but because he wanted to."

The school itself benefits from CDE classes taught by faculty. Those who teach at the CDE level gain valuable experience from teaching their peers who expect a high standard of instruction. Presenting courses for dental professionals also keeps faculty in touch with practical private practice dentistry.

"This is good for our students, too,

because faculty are kept abreast of what's going on out there," Phalen says. Part-time faculty who maintain private practices also teach many of the CDE courses.

Phalen hopes that the CDE program can continue to create new continuing education courses that are available and practical for dental professionals, as well as other health care professionals in areas such as nursing or the medical field.

"We know that oral health care is part of overall health care and overall health. It makes sense that education and new techniques and topics would cross over into other health fields," she says.

Pantera is encouraging others to step forward to help guide the Office of Continuing Education, which is currently overseen by a committee that includes alumni, the dean and the heads of departments.

After more than 15 years in the role, Pantera is scaling back his responsibilities as assistant dean of continuing education to spend more time on other commitments in the school.

Phalen credits Pantera for getting the CDE program to where it is today. "Prior to Gene's involvement, we didn't have the number or scope of courses that we do today. It was his vision, his ideas and contacts. But he's very open to new ideas and talking to everybody," she says.



# CE courses

UPCOMING

**Friday,  
May 7**

9 a.m. – 12 p.m.  
(Breakfast at 8:30.)

## **MTA ...aka The Endodontic Band-Aid**

Mineral trioxide aggregate (MTA) has been available to dentists for many years, yet for some reason, it is underutilized

in the general practice. Very popular with endodontists, its uses include perforation

repair, pulp capping, apexification, apical retrofill, and pulpal revascularization. Most of these procedures can be easily and successfully accomplished in the general practice with preparation and planning.

FACULTY: Eugene A. Pantera Jr., DDS, MS, clinical associate professor in endodontics; director, Advanced Education Program in Endodontics and director, Division of Endodontics at the University at Buffalo School of Dental Medicine.

3 CE Hours ADA/CERP

LOCATION: 3rd floor, Squire Hall (UB School of Dental Medicine)

TUITION: \$75 UB Dental Alumni Member, \$95 Nonmember Dentist, \$45 Team Member



**Thursday-Friday,  
May 20-21**

9 a.m. – 4 p.m.  
(Breakfast at 8:30,  
lunch included.)

## **Individualized Endodontics: Participation and Lecture Workshop**

This program pairs each participant with an endodontic resident for discussion, demonstration, and individual instruction. Each participant chooses what to focus on, including: access preparation, cleaning and shaping with rotary instrumentation, obturation with the System B & Obtura II warm vertical condensation technique, retreatment, ultrasonics and post retrieval, use of the operating microscope as it relates to non-surgical root canal therapy. Most of the course takes place in the post-graduate endodontic clinic.

FACULTY: Eugene A. Pantera Jr., DDS, MS, clinical associate professor in endodontics; director, Advanced Education Program in Endodontics and director, Division of Endodontics at the University at Buffalo School of Dental Medicine. Carole Pantera, clinical assistant professor, Division of Endodontics, UB Department of Periodontics and Endodontics

15 CE Hours ADA/CERP

LOCATION: 3rd floor, Squire Hall (UB School of Dental Medicine)

TUITION: \$895 (Limited enrollment, special cancellation policy.)

**Friday,  
May 21**

9 a.m. – 12 p.m.  
(Breakfast at 8:30.)

## **Dental Pharmacotherapy Update**

Drug therapy is a constantly changing environment in the medical field. This course will provide updates in the areas of antibiotics, anti-inflammatory agents and analgesics for medications commonly prescribed by dental professionals. General practitioners, specialists, hygienists, dental assistants and front office staff can all benefit from this program.

FACULTY: William B. Vincent, RPh, EdM, multimedia specialist, Office of Academic Affairs, University at Buffalo School of Dental Medicine.

3 CE credit hours ADA/CERP

LOCATION: 3rd floor, Squire Hall (UB School of Dental Medicine)

TUITION: \$75 UB Dental Alumni Member, \$95 Nonmember Dentist, \$45 Team Member

**Thursday-Friday,  
May 27-28**

9 a.m. – 4 p.m.  
(Breakfast 8:30, lunch included.)

## **Individualized Endodontics: Participation & Lecture Workshop**

(Repeats program offered May 20-21. See above for details.)

**Friday,  
June 4**

9 a.m. – 4 p.m.  
(Breakfast at 8:30,  
lunch included.)

## **Rejuvenating bread-and-butter dentistry with minimally invasive techniques**

Is your practice flat? Are you having difficulty differentiating your practice with your patients? Despite new high-tech technology, directly-placed resin restorations still comprise the core of restorative treatment in the general dental practice. It is more important than ever to offer the esthetic and cost-effective options that patients want while delivering them efficiently and ensuring predictability.

FACULTY: Edmond R. Hewlett, DDS, vice chair, Restorative Dentistry Division, UCLA; private practice, Los Angeles, Calif.

6 CE credit hours ADA/CERP

LOCATION: 3rd floor, Squire Hall (UB School of Dental Medicine)

TUITION: UB Dental Alumni Dentist \$195, Nonmember dentist/doctor \$225, Team Member \$95

## SPRING 2010 CE CAFÉ EVENING LECTURE SERIES

### Wednesdays, 6-9 p.m.

The School of Dental Medicine Office of Continuing Dental Education broadcasts CE courses twice a month on Wednesday nights at sites throughout New York. These live, interactive sessions, originating in Buffalo, are available in Binghamton, Jamestown, Norwich, Watertown, Canton, Syracuse and Corning through interactive videoconferencing technology. Participants at distance learning sites see and hear the program on monitors with two-way conversation capability.

A site coordinator at each location ensures that technical support is always available.

UB Continuing Dental Education provides folders and handouts for all registered participants, and certifies 3 CE credit hours per lecture. CE credits for member dentists are submitted to the NYSDA by our office.

TUITION: \$65 plus distance learning surcharge.

### Friday, June 4

9 a.m. – 12 p.m.

(Breakfast at 8:30.)

#### Endodontic diagnosis for the dental hygienist: A hands-on workshop

Dental hygienists are in a unique position to collect clinical signs and symptoms of endodontic disease. While most state practice acts may not allow the hygienist to make a diagnosis, the information can be presented to the dentist to facilitate care or treatment planning. This course will present the basic concepts of endodontic diagnosis followed by a clinical hands-on experience.

FACULTY: Carole T. Pantera, DDS, MS: Director, Predoctoral Endodontics at the University at Buffalo School of Dental Medicine. Eugene A. Pantera, Jr., DDS, MS: Director, Postdoctoral Endodontics and Director, Division of Endodontics at the UB School of Dental Medicine.

3 CE Hours ADA/CERP

LOCATION: 3rd floor, Squire Hall (UB School of Dental Medicine)

TUITION: \$245 RDH (Hands-on, limited enrollment.)

### May 5

#### Achieving excellence in treating and counseling the oral oncology patient

With more than 1 million new cases of cancer diagnosed each year and with the increasing shift to "outpatient management," it is likely that you will see an increasing number of oncology patients in your practice. Oral complications can and do lead to treatment interruptions. Medically necessary oral care before, during and after oncology treatment is vital to the overall quality of life and patient survival.

### May 19

#### Effective techniques in oral cancer diagnosis

Prevention of oral cancer may be accomplished by establishing methods for the earliest possible diagnosis and treatment of head and neck squamous cell carcinomas (HNSCC). There has been a wealth of recent work in the area of early cancer detection using Laser/Light Induced Fluorescence (LIF) Imaging. In this seminar, Thomas Mang, research associate professor in the Department of Oral and Maxillofacial Surgery, presents a novel, non-invasive, approach for diagnostic screening, and mapping using LIF imaging for the early detection of oral cancer.

### June 2

#### OSHA: Infection control for the dental office

Frank Barnashuk, assistant professor in the Department of Restorative Dentistry, provides your dental team with the latest information on infection control and meets all of the Infection Control Continuing Education requirements for relicensure in the state of New York. Topics covered include dental unit waterlines, Hepatitis B, C and HIV, Standards for Infection Control, and practical examples of how the requirements can be incorporated into everyday practice.

To participate via Distance Learning, call the site nearest you:

Binghamton	607-778-5012
Buffalo	716-829-2320
Jamestown	716-664-8279
Norwich	315-684-6615
Watertown	315-786-2233
Canton	315-386-7102
Syracuse	315-464-4146
Corning	607-937-6857



# cafe

# ClassNotes

**Joseph J. Massaro, '58**, is serving as colonel in the 11th N.Y. Regiment of U.S. Volunteers. The volunteers perform final military honors at the gravesites of deceased veterans of all military services. Massaro currently lives in Floral Park, N.Y.

**Heidi C. Crow, MS Oral Sciences, '91** and Certificate TMD '91, has been appointed associate dean for advanced education. She has served in that role as acting associate dean since May 2009. Crow has chaired the Advanced Education Programs Committee and coordinated a number of certificate and graduate degree programs. She is an associate professor in the Department of Oral Diagnostic Sciences and is director of the TMD program.

**Chad M. Kamel, '01**, is proud to announce the arrival of Vienna Broche, born Oct. 23, 2009. On May 20, Chad will be celebrating the completion of his specialty training in prosthodontics and implant surgery. He plans to return to private practice in Boca Raton, Fla. and to teach

at the University of Florida AEGD Program in Miami, Fla.

**Lisa DeLucia, '08**, a second-year resident in pediatric dentistry at Children's Hospital of Boston in Boston, Mass., sat down with Robert Majewski, '76, MS '83, Pediatric Dentistry '85, when he presented a seminar on digital radiographic diagnosis to residents in March. Majewski was a classmate of DeLucia's father, James DeLucia, '76.



DELUCIA AND MAJEWSKI

**Kirsten E. Knauss, '08**, was pictured in the February 2010 Maryknoll Magazine as part of a traveling medical team from St. George and Nativity parishes in Buffalo, N.Y. The team recently brought its medical skills to children at a school in Haiti that the two Buffalo parishes helped start.

## In Memoriam

**L. Irving Epstein, '40**, died on Jan. 7, 2010, in Tamarac, Fla. In private practice from 1946-96, he was an innovator and author of 23 original dental articles, nationally recognized in endodontic investigational science.

**Gordon A. Jenner, '47**, died Dec. 24, 2009, at his home in Bradenton, Fla. He was 85. He practiced in Hamburg for 40 years, having graduated from the University of Buffalo Dental School at age 22.

**Lawrence Joseph Comfort, '49**, died Nov. 12, 2009. While practicing dentistry, he earned a medical degree from the UB medical school. Larry spent most of his professional life at the Sunnyside Medical Clinic (now Palo Alto Medical Foundation).

**Arnold Edward DiLaura, '51**, of Sarasota, Fla., died on Feb. 22, 2010. He was 87. He practiced dentistry in the Brisbane Building in Buffalo, NY, for more than 40 years.

**Richard G. Spolzino, '54**, died on Dec. 20, 2009, at his home in Somers, N.Y. He was 83. Spolzino practiced general dentistry in Mount Vernon for 40 years.

**Harvie A. Bull, '54**, of Ormond Beach Fla., died Dec. 29, 2009, after a long illness. He was 88.

**William Dale Crump, '62**, of Naples, Fla. died on March 9, 2010. He was 78. He was in private practice in Oneida, N.Y., before retiring to Florida.

**Roger Terry Millard, '62**, of Charlottesville, Va., died on March 2, 2010. He was 71. Before retiring to Virginia, he practiced for 38 years in Baldwinsville, N.Y.

**Joseph F. Fiato, '65**, of Orchard Park, N.Y., died on Dec. 28, 2009.

**Dr. Alfonso E. Estefan, '68**, died on Nov. 28, 2009, in Altamonte Springs, Fla., He was 91. Among multiple advanced degrees in oral medicine, he earned a doctorate in maxillofacial surgery at UB.



## A walk on the wild side

The 2010 edition of the Class of 1983 adventures in Arizona included a few '83 wannabes. We hiked into Icebox Canyon along a rocky streambed. At the end of the trail, we found sacred pools hidden in a cave. After cleansing ourselves in the pools (although higher powers said there would not be enough water to try to cleanse Dick Lynch), Joe Modica, alias the Boss of the Sauce, made a big pot of spaghetti to give us enough energy for the return trip. A great time was had by all. In the picture from left to right are: Tony Palombaro, Ray Niceforo, John Mott, Fred Rodems, '80, Tim Seel, Joe Modica, '82, Dave Stasiak, Dick Lynch and Dave Croglio, '87.



LEARN, RELAX, REFRESH

# 31st Annual Chautauqua Dental Congress

June 30 - July 2

*At the beautiful and historic Chautauqua Institution*



Lectures convene at 9 a.m. Wednesday, Thursday and Friday mornings.

Dentist \$195 for all three days or \$85/day;  
Dental team member \$95 for all three days or \$45/day

12 CE hrs available ADA/CERP

Don't wait—make overnight reservation now!  
Accommodations at the Chautauqua Institution sell out quickly.

Accommodations at Chautauqua range from hotel rooms to apartments, condominiums, private houses and historic rooming houses. Find the accommodation that fits your needs online at [www.ciweb.org/accommodations](http://www.ciweb.org/accommodations).  
Or call (716) 357-6250 for accommodations and ticketing information.



For more information, please e-mail UB Continuing Dental Education at [aphalen@buffalo.edu](mailto:aphalen@buffalo.edu)  
or call 716-829-2320 or 800-756-0328.

Wednesday, June 30

## **The 10 Myths about Endodontics**

Eugene A. Pantera Jr., DDS, MS, clinical associate professor and endodontics director, presents misconceptions regarding everyday endodontic treatment and outcomes. Learning expectations include understanding appropriate medications, instrumentation, restorations and the current place endodontics has in effecting treatment plans.

Thursday July 1

## **Perio Advances...Impact on Practice**

A better understanding of the etiology and pathogenesis of periodontal diseases provides a number of new diagnostic techniques and treatment alternatives. These new developments may also offer you additional information for treatment planning, as presented by Sebastian G. Ciancio, DDS, SUNY Distinguished Service Professor, chair of the Department of Periodontics and Endodontics, and adjunct professor of pharmacology.

Friday, July 2

## **Management of the Medically Complex Dental Patient**

Michael Glick, DMD, professor, Department of Oral Diagnostic Sciences, and dean, School of Dental Medicine, discusses how dental professionals play an important role as primary health care providers. Pertinent medical assessment of patients has become an essential part of dentistry, as even the most common medical problem may require modifications to routine dental care.



ADDRESS SERVICE REQUESTED

The University at Buffalo is a premier public research university, the largest and most comprehensive campus in the State University of New York system. The School of Dental Medicine is one of 12 schools that make UB New York's leading public center for graduate and professional education and one of five schools that constitute UB's Academic Health Center.

SPONSORED BY THE UB DENTAL ALUMNI ASSOCIATION

## UPSTATE NEW YORK'S PREMIER DENTAL EVENT

# 33RD ANNUAL BUFFALO NIAGARA DENTAL MEETING NOVEMBER 3-5, 2010

### WEDNESDAY

*Harold Edelman, DDS*  
What's New in Infection Control

*Chester J. Gary, DDS '78, JD*  
Dental Ethics and Jurisprudence in NY State  
CPR training

Opening Night Festivities (5:30 – 8:00 p.m.)  
Free for everyone. Food. Drink. Music.  
Dentists – Raffle drawings all evening

### THURSDAY

*John A. Svirsky, DDS, MEd*  
Great Cases with New Faces *and* Breakfast at Tiffany's  
*Robert J. Genco Distinguished Speaker Series featuring*  
*Dean Michael Glick, DMD*  
Management of the Medically Complex Dental Patient

### FRIDAY

*Jeff J. Brucia, DDS*  
Restorative Materials Update 2010  
*Karen A. Raposa, RDH, MBA*  
Tips for Treating a Patient with Autism *and* Dental Hypersensitivity and Erosion

### BUFFALO NIAGARA CONVENTION CENTER



**Ki-20**  
موتور جراحی  
ایمپلنت



**I-ROOT S**  
اپکس لوکیتور



**Eendo e  
Class**



**Eendo a  
Class**



**آزاد تجارت پارس**  
AZAD TEJARAT PARS.LTD

**E&Q master**  
آبچوراتور (گان + هیت کریر)



**ENDO PEX**  
آبچوراتور (گان + هیت کریر)



**EQ-V**  
آبچوراتور (گان + هیت کریر)

**META<sup>®</sup>  
BIOMED**  
Made in Korea

**saeyang**  
Made in Korea

**dxm**  
Made in Korea